




CENTAUR

Centaur Floor Machines Ltd. • 103 Denison Street • Markham ON Canada L3R 1B5

Tel: 905 475 5640 • Fax: 905 474 9921 • info@centaurmachines.com • www.centaurmachines.com



for **Rabbit-5.**

Part #2A88821

FlexHose #21 assembly

- 1. 1K29102 Hose barb
- 2. 2A88837 Pipe elbow
- 3. 2a88832 Nipple
- 4. 2A88833 Street elbow
- 5. 2A88827 Connector
- 6. 2A88844 Valve
- 7. 9K88826 Flex-hose
- 8. 2A88828 Nozzle



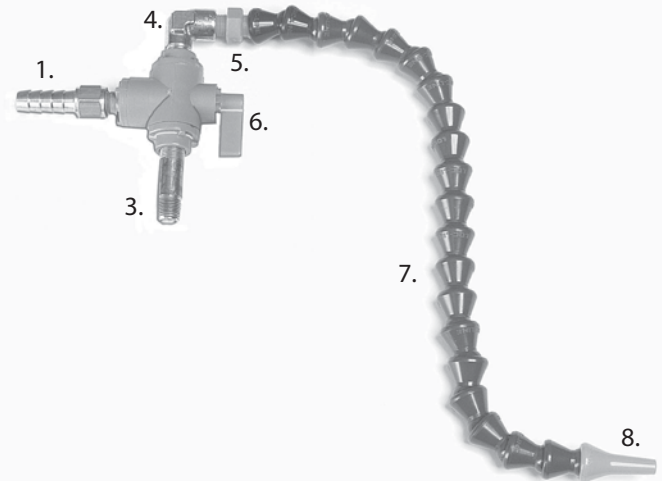
2A88826 Flex-hose

for **Rabbit-3**
& **Stonechat**

Part #2A88823

FlexHose #23 assembly

- 1. 2A88831 Hose barb
- 3. 2a88832 Nipple
- 4. 2A88833 Street elbow
- 5. 2A88827 Connector
- 6. 2A88844 Valve
- 7. 9K88826 Flex-hose
- 8. 2A88828 Nozzle




for **Woodpecker.**

Part #2A88822

FlexHose #22 assembly

- 1. 1K20205 Hose barb
- 2. 2A88834 Brass "T" 1/8"
- 3. 2A88836 Nipple filled plastic
- 4. 9K88826 Flex-hose
- 5. 2A88827 Plastic connector
- 6. 2A88828 Nozzle



When the SCRUB JAY attachment and the WATER TANK are used for baseboard cleaning but your machine has no blue hose, (depicted above) the #22 hose assembly can be retrofitted on any of the Rabbit machines. This hose assembly differs from the #21 because it has no valve. Therefore, it is slimmer and it can be attached to the base without taking the motor house off.