

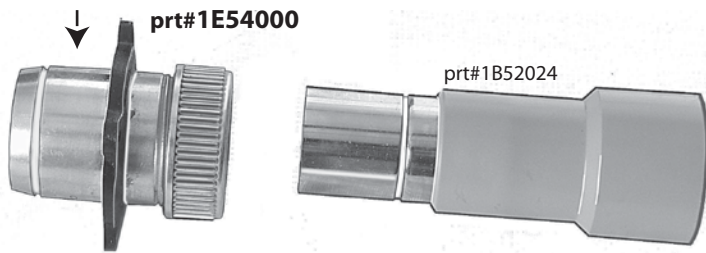


Intake nozzles, ports & hose ends.


prt#1E54010
this part has been discontinued.
Use prt# 1E54000



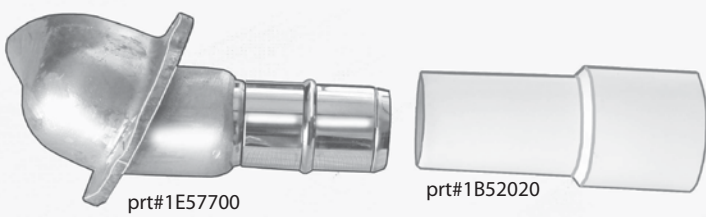
Silento intake nozzle has been replaced with Prt # 1E54000
matching 1-1/2"dia.hose end with steel tube Part#1B52024




SL-3 intake nozzle with ring & knurled nut Part# **1E54000** &
matching 1-1/2"dia.hose end with steel tube Part#1B52024




SL-5, SL-6, SL-7 intake nozzle Part# 1E57710 &
1-1/2"dia.hose end with hole Part#1B52022
(no longer in production. Use Part# 1E57730 and matching hose end part# 1B52024)




SL-5, SL-6, SL-7 intake nozzle Part# 1E57700 &
1-1/2"dia.hose end with hole Part#1B52020
(no longer in production. Use Part# 1E57730 and matching hose end part# 1B52024)



Swift burnisher exhaust
nozzle & deflector Part#2E50026



SL-5, SL-6, SL-7 intake nozzle with ring & knurled nut Part# 1E57730 &
matching 1-1/2"dia.hose end with steel tube Part#1B52024



Falcon intake nozzle with ring & knurled nut Part# 1E54001 &
matching 1-1/2"dia.hose end with steel tube Part#1B52024

Hose end for 1-1/4" dia. hose
and for 1-1/2" dia tube
part # 1A52021




Hose end coupler (hard plastic)
for 2pcs of 1-1/2" dia. hoses
part # 1K16334



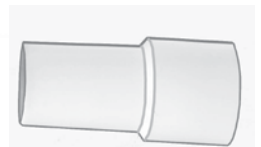
Hose end for 1-1/4" dia
hose with 1-1/2" dia tube
part # 1B52025



Hose end for 1-1/2" dia. hose
and for 1-1/4" dia tube
part # 1B51921



Hose end for 1-1/4" dia. hose
and for 1-1/4" dia tube
part # 1A52020



Woodpecker dust
evacuator port part # 2E94024

